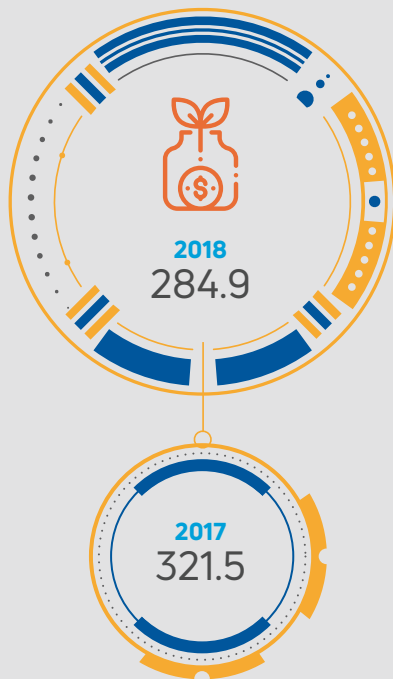


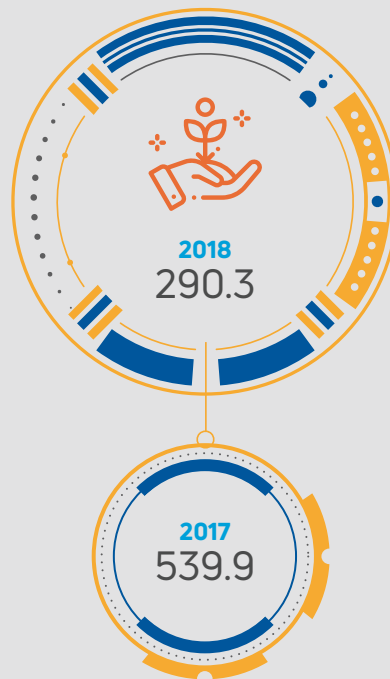
Financial Highlights

ASSETS & LIABILITIES (RM' Mil)

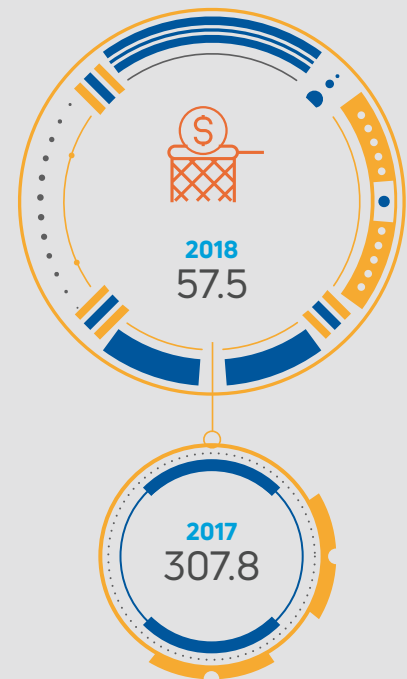
TOTAL NON-CURRENT ASSETS



TOTAL CURRENT ASSETS



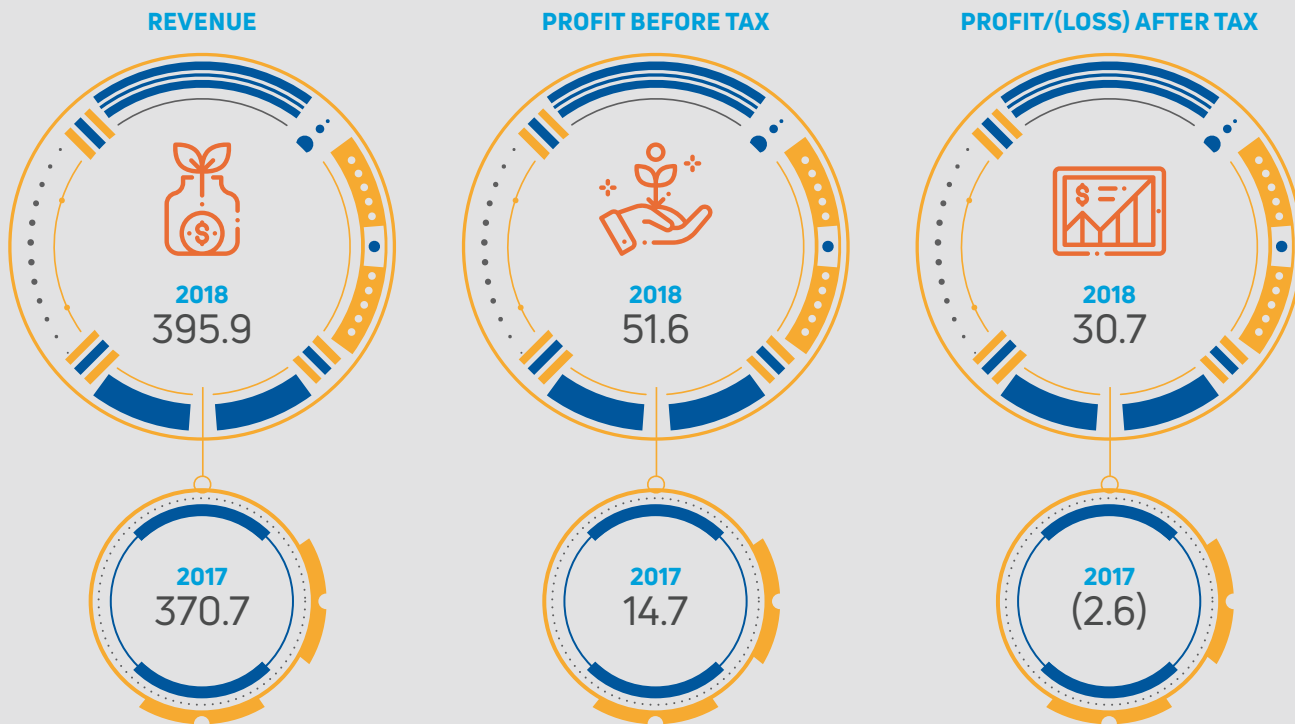
NET DEBTS



FINANCIAL POSITION AS AT 31 DECEMBER (RM'mil)

	2018	2017
Total non-current assets	284.9	321.5
Total current assets	290.3	539.9
Total assets	575.3	861.4
Financed by:		
Share Capital	81.9	81.9
Reserves	22.8	163.4
Retained earnings	211.7	36.9
Equity attributable to owners of the Company	316.4	282.2
Non-controlling interests	2.6	(1.3)
Total equity	319.0	280.9
Total non-current liabilities	167.3	132.8
Total current liabilities	89.0	447.7
Total liabilities	256.3	580.5
Total equity and liabilities	575.3	861.4

CONTINUING OPERATIONS (RM' Mil)



PROFIT OR LOSS FOR THE FINANCIAL YEAR (RM'mil)

2018

2017

Continuing Operations:

Revenue	395.9	370.7
Profit before tax	51.6	14.7
Tax expense	(20.9)	(17.4)

Profit/(Loss) from continuing operations

30.7

(2.6)

Discontinued Operation:

Profit from discontinued operation, net of tax	-	42.4
--	---	------

Profit for the year

30.7

39.8

Profit attributable to:

Owners of the Company	25.7	25.9
Non-controlling interests	5.0	13.9

Profit for the year

30.7

39.8